

Visions of Australia Grant Application

Visions of Australia Guidelines

Before starting this application you should ensure that you have read and understood the Visions of Australia Program [Guidelines](#).

We also recommended reading the [Frequently Asked Questions](#).

Privacy statement

The Department of Infrastructure, Transport, Regional Development and Communications will treat your personal information according to the [Privacy Act 1988](#) and the [Australian Privacy Principles](#). This includes letting you know:

- what personal information we collect
- why we collect your personal information
- who we give your personal information to.

We will use the information collected in this form to administer this grant under the Visions of Australia program. Your information will be provided to external advisors as part of the assessment process. The contact details you provide in this form may also be disclosed to the Minister for Communications, Urban Infrastructure, Cities and the Arts, other Members of Parliament and the Australia Council. Your name, contact details and other personal information will not be provided to any other person or organisation unless it is required by law.

For further information about our privacy obligations, (including in relation to how to access or collect personal information or make a complaint) and our contact details for privacy matters, please see out [Privacy Policy](#).

The Australian Government may also use and disclose information about grant applicants and grant recipients under this grant opportunity in any other Australian Government business or function. This includes disclosing grant information on GrantConnect as required for reporting purposes and giving information to the Australian Taxation Office for compliance purposes.

As part of your application, you declare your ability to comply with the *Privacy Act 1988* and the Australian Privacy Principles and impose the same privacy obligations on officers, employees, agents and subcontractors that you engage to assist with the activity, in respect of personal information you collect, use, store, or disclose in connection with the activity. Accordingly, you must not do anything, which if done by the department, would breach an Australian Privacy Principle as defined in the Act.

When to Submit

This funding application is for activities that take place from 1 January 2022.

This funding round of the Visions of Australia program cannot fund any activity that has occurred before 1 January 2022.

Visions Application

Form Preview

Applications can be submitted anytime from 9am Monday 6 September 2021 to 5pm Friday 1 October 2021.

Funding outcomes are expected to be advised within three months.

Applicant Eligibility Information

* indicates a required field

Who Visions of Australia will fund

To be eligible for funding, applicants must:

- be an Australian incorporated organisation
- have as their principal purpose the arts and/or cultural heritage (usually defined in the organisation's Constitution or Articles of Association, and reflected in the Annual Report and Business Plans)
- have an active Australian Business Number (ABN)
- be registered for the Goods and Services Tax (GST), if required by the Australian Tax Office
- not have any outstanding reports, acquittals or serious breaches relating to any Australian Government funding

Unincorporated groups with an arts or cultural heritage purpose are eligible for funding but must be auspiced by an organisation that meets the above criteria.

Individual business units and entities of local government or state government authorities with an arts or cultural heritage purpose (such as art galleries, museums or performing arts centres) are eligible to apply.

*For the purpose of this application "**The Applicant**" is the organisation undertaking the project. Details about the auspice body will be asked for later in the form, if relevant.*

Applicant Organisation Name *

Organisation Name

Must be the full legal name of the applicant organisation

Is your organisation's principal purpose arts and/or cultural heritage? *

Yes No

Your answer has indicated that you are ineligible under the program

You have indicated that your organisation's principal purpose is **not** arts and/or cultural heritage.

This makes you ineligible under the Visions of Australia grant program.

For more information about eligibility, please refer to the [Visions of Australia Program Guidelines](#).

Visions Application

Form Preview

Applicant Principal Purpose

In this section please provide the details of the organisation undertaking the project.

Please select which of these categories best describes your organisation's principal purpose: *

- | | | | |
|---|--|---|--------------------------------------|
| <input type="checkbox"/> Community Arts | <input type="checkbox"/> Cultural Heritage | <input type="checkbox"/> Digital Arts | <input type="checkbox"/> Visual arts |
| <input type="checkbox"/> Crafts | <input type="checkbox"/> Design | <input type="checkbox"/> Screen based art | |

Please select the classifications that apply to your organisation: *

- | | | | |
|------------------------------------|--------------------------------------|---------------------------------------|--|
| <input type="checkbox"/> Community | <input type="checkbox"/> Gallery | <input type="checkbox"/> Contemporary | <input type="checkbox"/> Aboriginal |
| <input type="checkbox"/> Regional | <input type="checkbox"/> Museum | <input type="checkbox"/> Educational | <input type="checkbox"/> Torres Strait
Islander |
| <input type="checkbox"/> State | <input type="checkbox"/> Institution | <input type="checkbox"/> Touring | <input type="checkbox"/> Disability |
| <input type="checkbox"/> National | <input type="checkbox"/> Historical | <input type="checkbox"/> Media | <input type="checkbox"/> Other: <input type="text"/> |

Select all that apply.

How many staff does your organisation employ? (Expressed as Full Time Equivalent): *

For part-time staff, you can use decimal points. E.g. someone who works two days per week would be represented as 0.4.

What is your organisation's annual turnover? (to the nearest \$10,000): *

Is your organisation currently receiving the Australian Government's JobKeeper Payment? *

- Yes No

Please tell us how many positions JobKeeper is funding in your organisation. *

Must be a whole number.

Please provide a brief outline of your organisation or group's history: *

Word count:

Must be no more than 80 words

Briefly outline your organisation's major exhibition development and touring achievements over the past three years: *

Word count:

Must be no more than 120 words

Visions Application

Form Preview

Are you applying as: *

- an incorporated organisation applying in your own right
- an unincorporated group applying through an auspicing body
- an arts or cultural heritage business unit of a local or state government authority

Applicant Reporting Compliance

Do you have any outstanding reports, acquittals or breaches relating to any Australian Government funding? *

- Yes
- No

If you answered yes, please briefly outline which program you have outstanding reports for and why: *

Word count:

Must be no more than 100 words

Auspice Body Eligibility Information

* indicates a required field

Auspicing Body Principal Purpose

In this section please put the details of the auspicing organisation you are applying through. An [Auspice Arrangement Confirmation form](#) must be attached in the Supporting Documentation section towards the end of this form.

Auspice Organisation *

Organisation Name

Please select which of these categories best describes your auspicing body's principal purpose: *

- Community Arts
- Cultural Heritage
- Digital Arts
- Visual arts
- Crafts
- Design
- Screen based art

Select the classifications that apply to your auspicing organisation: *

- Community
- Gallery
- Contemporary
- Aboriginal
- Regional
- Museum
- Educational
- Torres Strait Islander
- State
- Institution
- Touring
- Disability
- National
- Historical
- Media
- Other:

Auspice Body Reporting Compliance

Visions Application

Form Preview

Does your auspicing organisation have any outstanding reports, acquittals or serious breaches relating to any Australian Government funding? *

Yes

No

If you answered yes, please briefly outline which program you have outstanding reports for and why: *

Word count:

Must be no more than 100 words

Conflict of Interest

Are there any potential perceived or actual conflicts of interest arising from the proposed activity with this auspicing body? *

Yes

No

Provide a statement addressing the potential perceived or actual conflicts of interest:

Word count:

Must be no more than 150 words.

Applicant Details

* indicates a required field

Organisation Contact Information

- Please note that if you are not incorporated and are applying through an auspice body the ABN question will not be available in this section.
- The details of the auspicing body you are applying through including the ABN should be provided in the next section.
- Please note that if you receive funding your contact details will be made available to the Minister for the Arts and other Members of Parliament.

Head of Organisation *

Title

First Name

Last Name

Position Title *

**Head of Organisation
Phone Number ***

Must be an Australian phone number

Visions Application Form Preview

**Head of Organisation
Email**

Applicant Contact *

Title First Name Last Name

<input type="text"/>	<input type="text"/>	<input type="text"/>
----------------------	----------------------	----------------------

Position Title *

Contact Phone Number *

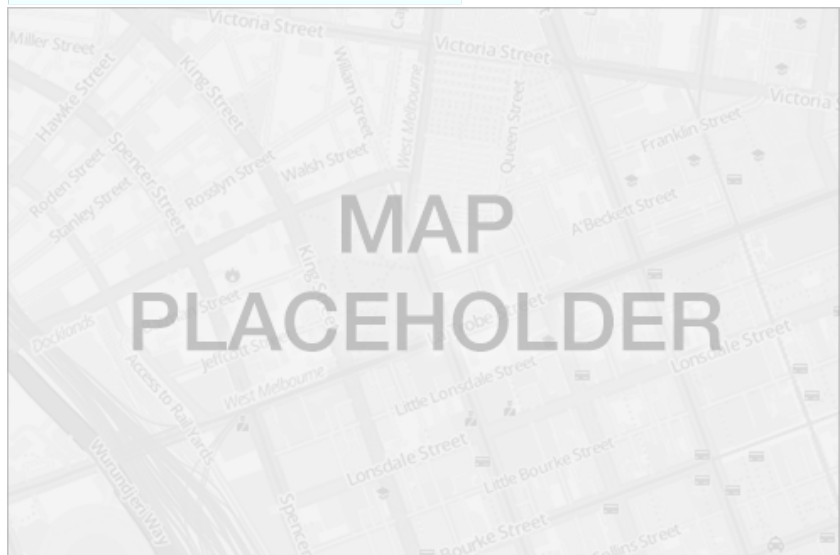
**Contact Mobile Phone
Number**

**Applicant Contact Email

**Applicant Primary
Address ***

Address

<input type="text"/>
<input type="text"/>



<input type="text"/>	<input type="text"/>
----------------------	----------------------

Address Line 1, Suburb/Town, State/Province, and Postcode are required.

When recording your location, you may be presented with multiple address options. Please choose the most complete address with a **postcode** when making your selection.

Visions Application

Form Preview

Applicant Postal Address

*

Address

Suburb State Postcode

Applicant Primary Website

Applicant ABN

The ABN provided will be used to look up the following information. Click Lookup above to check that you have entered the ABN correctly.

Information from the Australian Business Register	
ABN	
Entity name	
ABN status	
Entity type	
Goods & Services Tax (GST)	
DGR Endorsed	
ATO Charity Type	More information
ACNC Registration	
Tax Concessions	
Main business location	

Auspice Contact *

Title First Name Last Name

Auspice Contact Position

Visions Application Form Preview

Auspice Address *

Address

Suburb State Postcode

Address Line 1, Suburb/Town, State/Province, and Postcode are required.

Auspice Phone Number *

Auspice Email *

Auspice Website

Auspice Postal Address

Address

Suburb State Postcode

Auspice ABN

The ABN provided will be used to look up the following information. Click Lookup above to check that you have entered the ABN correctly.

Information from the Australian Business Register	
ABN	
Entity name	
ABN status	
Entity type	
Goods & Services Tax (GST)	
DGR Endorsed	
ATO Charity Type	More information
ACNC Registration	
Tax Concessions	
Main business location	

What are you applying for?

* indicates a required field

Project Outline

Visions of Australia funding is delivered through two streams:

- **Development:** for the costs of planning for the exhibition to tour. This includes research and design.
- **Touring:** for the costs to produce the exhibition and the costs to transport, install and dismantle the exhibition.

What stream are you applying for *

Project Start Date *

Note: Projects must **not** start before 1 July if you are applying in the February funding round or 1 January if you are applying in the September funding round.

Project End Date *

Visions of Australia supports touring of many types of exhibitions including but not limited to:

- cultural material of historic, scientific, design, social or artistic significance

Visions Application

Form Preview

- the work of contemporary visual or craft artists
- moving image and multimedia

Which of the following options best categorises your exhibition genre or artform? *

Art Support or Development Community Arts Crafts Cultural Heritage Design Digital Arts Screen based art Visual arts
select all that apply

Can you identify a primary art category? *

Yes No

What is the primary artform for your project? *

Project Title *

Provide a brief project description: *

Word count:

Must be no more than 100 words

Have you previously received Visions development or touring funding for this project? *

Yes No

If yes, in which year was that application submitted? *

Must be a number

Employment

Will this project create any new employment opportunities for your organisation? *

Yes No

Please provide employment statistics for your project. When selecting the employment status, please note:

Visions Application

Form Preview

- A short-term employee includes those whose employment includes entitlements.
- An independent contractor includes owners and managers of incorporated and unincorporated businesses, including sole-traders.

Example Job-type categories are:

- **Arts professionals** (curators, artists, designers)
- **Miscellaneous technicians and trades workers** (performing arts, gallery, museum technicians)

Job-type category	Employment status	Number of employees
		Must be a number.

Who is involved in your project?

* indicates a required field

Key Personnel and Artist Details

Please provide some information on the key personnel and artists in your project team:

Name	Role in the project	Confirmation	Brief description of experience
Select the Add More button to add extra rows.			Must be no more than 100 words

Project Team Diversity

The involvement of people in your project team from culturally and linguistically diverse backgrounds or with disability may be considered in the assessment of your application.

Please provide some statistical information on the diversity of the artists and personnel in your project team:

Artists

Number of artists that identify as Aboriginal and/or Torres Strait Islander *

Must be a number.

Number of artists that identify as Culturally and Linguistically Diverse *

Must be a number.

Personnel

Number of personnel that identify as Aboriginal and/or Torres Strait Islander *

Must be a number.

Number of personnel that identify as Culturally and Linguistically Diverse. *

Must be a number.

Visions Application

Form Preview

Number of artists that identify as persons with disability *

Must be a number.

Number of personnel that identify as persons with disability *

Must be a number.

Artists

Number of female artists *

Must be a number.

Number of male artists *

Must be a number.

Number of gender X artists *

Must be a number.

Personnel

Number of female personnel *

Must be a number.

Number of male personnel *

Must be a number.

Number of gender X personnel *

Must be a number.

Project Team Size

This number/amount is calculated.

This number is calculated by adding female, male and gender X artists and personnel

Support and Partnerships

* indicates a required field

Visions of Australia encourages partnerships between organisations, particularly collaboration across the collections sector, to form curatorial partnerships and where appropriate, access to mentoring and skills transfer opportunities.

Please tell us about the support you have for the project, including: community support, and financial and creative partnerships.

Community Support

Please provide a brief overview of the community support you have generated for the project: *

Word count:

Visions Application

Form Preview

Must be no more than 150 words

Financial Partnerships

Do you have financial partners in the project? *

- Yes No

Please provide information about your financial partnerships.

- Partnership funding does not have to be finalised at the time of application. Please indicate whether the funding is tentative, confirmed pending your project going ahead or confirmed and received.
- Please ensure that the figures here are also included in and consistent with your budget.
- Partnership funding can be either cash or in-kind.

Select the **Add More** button to add extra rows.

Name of Project New or Existing Partner:	Confirmation:	Cash / In-kind:	Partnership:	Contribution Amount:
				\$
Drag the corner with lines to expand the cell.				Must be a dollar amount.

Total financial partnerships

\$

This number/amount is calculated.

Briefly describe the nature of your financial partnerships:

Creative Partnerships

Do you have creative partners in this project? *

- Yes No

Please list the creative partnerships and collaborations which will contribute to your project.

You can add as many partners as you need by selecting the **Add More** button.

Partner Name *

Is this a new creative partnership? *

Visions Application

Form Preview

Yes

No

What will be achieved through this partnership? *

Word count:

Must be no more than 100 words.

What outcomes will be achieved through this partnership? *

Collaboration Mentoring Skills transfer Training Co-Creation Curatorial Project Management

Other

At least 1 choice must be selected.

Number of new creative partnerships *

Must be a number.

Number of existing creative partnerships *

Must be a number

Briefly describe the nature of your collaboration or co-creative approach: *

Word count:

Must be no more than 100 words

Partnership Benefits

Please describe the benefits of your partnerships (financial and/or creative) to this project, including: likely ongoing benefits and development opportunities that have or may be realised. *

Word count:

Must be no more than 150 words

Access

* indicates a required field

Visions of Australia aims to increase access for Australian audiences to exhibitions of quality Australian arts and cultural material, with a particular focus on regional and remote Australia.

Tell us about why your project will appeal to audiences: *

Word count:

Must be no more than 200 words

Access Benefits

Tell us about the benefits of your project to the artists involved in terms of their likely exposure to wider audiences and opportunity for wider artistic expression: *

Word count:
Must be no more than 150 words

Please describe the benefits and relevance of your project to the arts and cultural sector: those participating in the project, audiences, and the community: *

Word count:
Must be no more than 200 words

Accessibility

It is important to us that Australia's high-quality arts and cultural experiences are accessible to the whole community. One in every five Australians has a disability. Many more do not identify but still experience barriers to access. Parents with prams often experience the same access barriers as wheelchair users. Older people with sight or hearing loss often experience the same barriers as people who are deaf and/or blind/vision impaired.

For tips on how to increase the accessibility of your project or to assist you in thinking about this, visit [Arts Access Australia](#)

Tell us about how you plan to ensure your project is accessible, including to people with disability. Please complete the [Arts Access Australia Project Accessibility template](#) or provide a written response below.

Which of these actions will you complete ? *

- (a) Upload a completed version of the Arts Access Australia Project Accessibility template
- (b) Type your response below.

Arts Access Australia Project Accessibility Plan *

Attach a file:

If providing an AAA plan it can be attached here. Please name and submit your file with the title 'AAA Plan'.

Accessibility plan *

Word count:
Must be no more than 150 words

Visions Application

Form Preview

Is the project disability led? *

Yes No

A disability-led project is defined as one in which people with disability themselves are leading the creative development process.

Please give details on how the project is disability led *

A disability-led project is defined as one in which people with disability themselves are leading the creative development process.

Growing Audiences

* indicates a required field

Projected audience statistics

Gathering statistics about who will access, participate in or benefit from your project, helps us to measure the success of your project and the value of funding for the arts.

We will measure these things again in your final report.

Development Project Itinerary

Please provide details about the Presenters you anticipate being involved in the project.

When selecting the presenter type please choose from the below types:

- **Partner Presenters** are contributors that will host the exhibition. Contributions might include loans, curatorial expertise, staff or financial support (not including a standard exhibition fee).
- **Interested Presenters** are those who have expressed interest in potentially being part of a future tour.
- **Potential Presenters** are those you are considering approaching once the exhibition development is underway or completed.



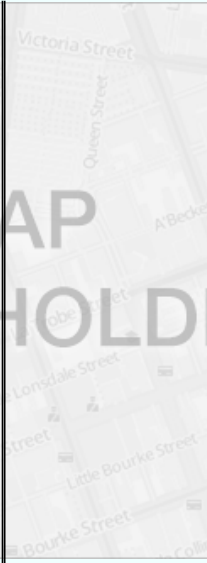
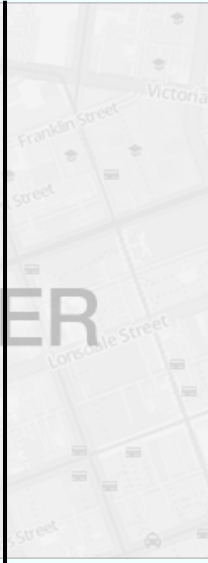
You must attach [venue confirmation forms](#) in the Supporting Documentation section towards the end of this form.

To list multiple venues, select the **Add More** button. Please list each venue in chronological order.

Venue Name	Address	Development Remoteness	Presenter Type	Possible Opening Date	Possible Closing Date

Visions Application

Form Preview

					
Drag the corner with lines to expand the cell.	Drag the corner with lines to expand the cell.	This is automated according to address given.		Must be a date.	Must be a date.

Touring Project Itinerary

Please list the locations where your project will take place. For multiple locations please enter in chronological order.

- **Attendance** means numbers of people who will visit the exhibition.
- **Participation** means numbers of people that will actively participate in the project (other than the project artists and personnel) for example workshop participants, school visits or participants of a fellowship program.

Please put zero in any fields that are not relevant and a short comment in the **Reason for Not Including Statistics** box below the table.

- You must attach [venue confirmation forms](#) in the Supporting Documentation section towards the end of this form.
- Your tour itinerary must include a minimum of three venues outside your state/Territory to be eligible.

To list multiple venues, select the **Add More** button. Please list each venue in chronological order.

Venue Name *	Opening Date *	Projected Attendance *
<input type="text"/>	<input type="text"/>	<input type="text"/>
Address *	Closing Date *	Projected Participation *
<input type="text"/>	<input type="text"/>	<input type="text"/>

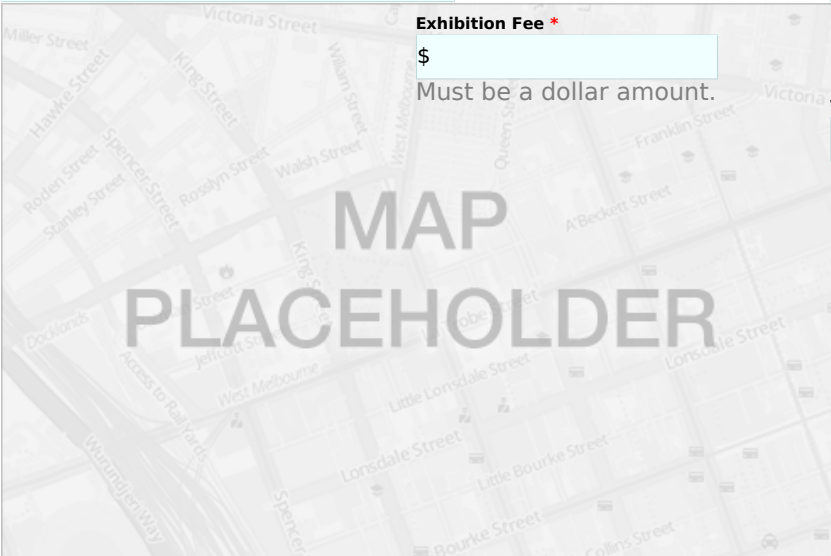
Must be a date. Must be a number.
Must be a number

Visions Application Form Preview

Must be a date.

Exhibition Fee *
\$ Must be a number.
Must be a number.
Must be a dollar amount.

Venue Status *



Address Line 1, Suburb/Town, State/Province, Postcode, and Country are required.

Touring Remoteness

Total Projected Attendance

This number/amount is automatically calculated.

Total Projected Participation

This number/amount is automatically calculated.

Have you provided both attendance and participation statistics?

- Yes No

Reason for Not Providing Statistics

Must be no more than 50 words.

Demographic

In relation to likely audiences, visitations, or attendances, tell us about the likely demographic for your project by selecting the categories that apply below:

In relation to likely audiences, visitations, attendances, or participants, does your project target a specific audience? *

- Yes No

Target Audience:

Visions Application

Form Preview

Age Group

- | | |
|--|--|
| <input type="checkbox"/> 0 - 11 years | <input type="checkbox"/> 40 - 60 years |
| <input type="checkbox"/> 12 - 15 years | <input type="checkbox"/> 60 - 80 years |
| <input type="checkbox"/> 16 - 26 years | <input type="checkbox"/> Over 80 years |
| <input type="checkbox"/> 27 - 40 years | |

Gender

- Female Male Non-Specific

Provide a brief description of the target audience for your project:

Word count:

Must be no more than 100 words

Funding Request

* indicates a required field

Multi-year funding

Funding will be available through annual or multi-year grant agreements subject to available funds. If your project occurs over more than one year you are not required to apply for multi-year funding. You may opt to receive all funding in the first year.

Are you applying for multi-year funding? *

How many years of funding are you seeking? *

You can apply for a maximum of four years funding

- To be considered for multi-year funding you must provide a strongly argued case, demonstrating the need for and benefits of multi-year support.
- If your project is touring over multiple years you do not need to apply for multi-year funding. You may receive all funding in one year.

Case for multi-year support: *

Word count:

Must be no more than 300 words

Budget Year 1

* indicates a required field

Visions Application

Form Preview

There is no limit to the amount of funding that may be sought, however, applicants should keep in mind that the program seeks to support projects that deliver national outcomes and deliver a diverse range of quality projects in each of the program streams. To remain competitive, all applications for funding must be reasonable, include realistic budgets and represent value for money. The final amount of any funding and length of funding term awarded will be determined by the Minister, after assessment by the department and subject to the Visions of Australia budgetary limits.

- If you are registered for GST, you should **exclude** GST from both your income and expenditure budget.
- If you are NOT registered for GST, you should **include** GST in your amounts as this is part of the cost of the project.
- Quotes must be provided for any budget item above \$10,000.

Have you or will you apply for a RISE funding grant from the Department? *

Yes No

Will RISE funding be used for this project? *

Yes No

Have you or will you apply for a funding grant from another source for this project?

Yes No

Please provide details on the other funding source *

Please select the financial year for year one of your project budget: *

Note: If required, select the **Add More** button to add extra rows onto the tables below.

Income Year 1: Visions Grant

Amount Requested Year 1 *

\$

Must be a dollar amount.

Other Income - Year 1 (not including Visions funding)

Visions Application

Form Preview

Please outline the planned income for the exhibition excluding the proposed Visions grant. Include your own funds, funds being contributed by a financial partners, in-kind support, and funds from other grant programs.

Note: For touring projects, please include projected exhibition fees as stated in your touring itinerary.

Source	Grant program (if applicable)	Confirmation	Cash or In-kind	Amount
				\$
				Must be a dollar amount.

Other Income - Year 1: Total

\$

This number/amount is calculated.

Expenditure - Year 1 (Visions Grant)

The budget below should outline the items the grant funding will be spent on. If your application is successful, the *Expenditure of Grant Funds* budget will form part of the grant agreement.

- Quotes must be provided for any budget item above \$10,000.
- If successful you cannot change how you spend your grant money without getting our formal approval.

Expenditure Item example: Artist fees for John Snow.

For a breakdown of expenditure categories, click [here](#).

List below only those items that will be paid for with the Visions grant:

Expenditure Item	Expenditure Category	Amount
		\$
		Must be a dollar amount.

Expenditure Year 1: Visions Grant Total

\$

This is calculated and must equal the Year 1 Visions Grant amount requested.

Request and Expenditure balance

\$

This number/amount is calculated.

The above Request and Expenditure balance calculates the **Amount Requested Year 1** minus your **Expenditure Year 1: Visions Grant Total**. Balancing these two items will result in the calculated field being ZERO. You will not be able to submit your application if these two items do not balance.

Expenditure of Other Income - Year 1 (not including Visions funding)

For a breakdown of expenditure categories, click [here](#).

List below any expenditure that will be paid for with funds other than the Visions grant:

Other Expenditure Item	Other Expenditure Category	Amount
		\$
		Must be a dollar amount.

Expenditure Year 1: Other Total

\$

This number/amount is calculated.

Year 1 Balance

\$

This section calculates your income minus your expenditure to ensure your budget balances. If your budget balances the result in the calculated field will be ZERO. You will not be able to submit your application if your budget does not balance.

Budget Year 2

* indicates a required field

- If you are registered for GST, you should **exclude** GST from both your income and expenditure budget.
- If you are NOT registered for GST, you should **include** GST in your amounts as this is part of the cost of the project.
- Quotes must be provided for any budget item above \$10,000.

Please select the financial year for Year Two of your project budget: *

Visions Application

Form Preview

Note: If required, select the **Add More** button to add extra rows onto the tables below.

Income Year 2: Visions Grant

Amount Requested Year 2 *

\$

Must be a dollar amount.

Other Income - Year 2 (not including Visions funding)

Please outline the planned income for the exhibition excluding the proposed Visions grant. Include your own funds, funds being contributed by a financial partners, in-kind support, and funds from other grant programs.

Note: For touring projects, please include projected exhibition fees as stated in your touring itinerary.

Source	Grant program (if applicable)	Confirmation	Cash or In-kind	Amount
				\$
				Must be a dollar amount.

Other Income - Year 2: Total

\$

This number/amount is calculated.

Expenditure Year 2 (Visions Grant)

The budget below should outline the items the grant funding will be spent on. If your application is successful, the *Expenditure of Grant Funds* budget will form part of the grant agreement.

- Quotes must be provided for any budget item above \$10,000.
- If successful you cannot change how you spend your grant money without getting our formal approval.

Expenditure Item example: Artist fees for John Snow.

For a breakdown of expenditure categories, click [here](#).

List below only those items that will be paid for with the Visions grant:

Expenditure Item	Expenditure Category	Amount
		\$
		Must be a dollar amount.

Visions Application

Form Preview

Expenditure Year 2: Visions Grant Total

\$

This number/amount is calculated.
This must equal the Year 2 Visions Grant amount requested.

Request and Expenditure balance

\$

This number/amount is calculated.

The above Request and Expenditure balance calculates the **Amount Requested Year 2** minus your **Expenditure Year 2: Visions Grant Total**. Balancing these two items will result in the calculated field being ZERO. You will not be able to submit your application if these two items do not balance.

Expenditure of Other Income - Year 2 (not including Visions funding)

For a breakdown of expenditure categories, click [here](#).

List below any expenditure that will be paid for with funds other than the Visions grant:

Other Expenditure Item	Other Expenditure Category	Amount
<input type="text"/>	<input type="text"/>	\$ <input type="text"/>
<input type="text"/>	<input type="text"/>	<input type="text"/>
<input type="text"/>	<input type="text"/>	Must be a dollar amount.

Expenditure Year 2: Other Total

\$

This number/amount is calculated.

Year 2 Balance

\$

This section calculates your income minus your expenditure to ensure your budget balances. If your budget balances the result in the calculated field will be ZERO. You will not be able to submit your application if your budget does not balance.

Budget Year 3

* indicates a required field

Visions Application

Form Preview

- If you are registered for GST, you should **exclude** GST from both your income and expenditure budget.
- If you are NOT registered for GST, you should **include** GST in your amounts as this is part of the cost of the project.
- Quotes must be provided for any budget item above \$10,000.

Please select the financial year for Year Three of your project budget: *

Note: If required, select the **Add More** button to add extra rows onto the tables below.

Income Year 3: Visions Grant

Amount Requested Year 3 *

\$

Must be a dollar amount.

Other Income - Year 3 (not including Visions funding)

Please outline the planned income for the exhibition excluding the proposed Visions grant. Include your own funds, funds being contributed by a financial partners, in-kind support, and funds from other grant programs.

Note: For touring projects, please include projected exhibition fees as stated in your touring itinerary.

Source	Grant program (if applicable)	Confirmation	Cash or In-kind	Amount
				\$
				Must be a dollar amount.

Other Income - Year 3: Total

\$

This number/amount is calculated.

Expenditure Year 3 (Visions Grant)

The budget below should outline the items the grant funding will be spent on. If your application is successful, the *Expenditure of Grant Funds* budget will form part of the grant agreement.

- Quotes must be provided for any budget item above \$10,000.
- If successful you cannot change how you spend your grant money without getting our formal approval.

Visions Application

Form Preview

Expenditure Item example: Artist fees for John Snow.

For a breakdown of expenditure categories, click [here](#).

List below only those items that will be paid for with the Visions grant:

Expenditure Item	Expenditure Category	Amount
		\$
		Must be a dollar amount.

Expenditure Year 3: Visions Grant Total

\$

This number/amount is calculated.
This must equal the Year 3 Visions Grant amount requested.

Request and Expenditure balance

\$

This number/amount is calculated.

The above Request and Expenditure balance calculates the **Amount Requested Year 3** minus your **Expenditure Year 3: Visions Grant Total**. Balancing these two items will result in the calculated field being ZERO. You will not be able to submit your application if these two items do not balance.

Expenditure of Other Income - Year 3 (not including Visions funding)

For a breakdown of expenditure categories, click [here](#).

List below any expenditure that will be paid for with funds other than the Visions grant:

Other Expenditure Item	Other Expenditure Category	Amount
		\$
		Must be a dollar amount.

Expenditure Year 3: Other Total

\$

This number/amount is calculated.

Visions Application

Form Preview

Year 3 Balance

This section calculates your income minus your expenditure to ensure your budget balances. If your budget balances the result in the calculated field will be ZERO. You will not be able to submit your application if your budget does not balance.

Budget Year 4

* indicates a required field

- If you are registered for GST, you should **exclude** GST from both your income and expenditure budget.
- If you are NOT registered for GST, you should **include** GST in your amounts as this is part of the cost of the project.
- Quotes must be provided for any budget item above \$10,000.

Please select the financial year for Year Four of your project budget: *

Note: If required, select the **Add More** button to add extra rows onto the tables below.

Income Year 4: Visions Grant

Amount Requested Year 4 *

Must be a dollar amount.

Other Income - Year 4 (not including Visions funding)

Please outline the planned income for the exhibition excluding the proposed Visions grant. Include your own funds, funds being contributed by a financial partners, in-kind support, and funds from other grant programs.

Note: For touring projects, please include projected exhibition fees as stated in your touring itinerary.

Source	Grant program (if applicable)	Confirmation	Cash or In-kind	Amount
				\$
				Must be a dollar amount.

Other Income - Year 4: Total

This number/amount is calculated.

Expenditure Year 4 (Visions Grant)

The budget below should outline the items the grant funding will be spent on. If your application is successful, the *Expenditure of Grant Funds* budget will form part of the grant agreement.

- Quotes must be provided for any budget item above \$10,000.
- If successful you cannot change how you spend your grant money without getting our formal approval.

Expenditure Item example: Artist fees for John Snow.

For a breakdown of expenditure categories, click [here](#).

List below only those items that will be paid for with the Visions grant:

Expenditure Item	Expenditure Category	Amount
		\$
		Must be a dollar amount.

Expenditure Year 4: Visions Grant Total

\$

This number/amount is calculated.

This must equal the Year 4 Visions Grant amount requested.

Request and Expenditure balance

\$

This number/amount is calculated.

The above Request and Expenditure balance calculates the **Amount Requested Year 4** minus your **Expenditure Year 4: Visions Grant Total**. Balancing these two items will result in the calculated field being ZERO. You will not be able to submit your application if these two items do not balance.

Expenditure of Other Income - Year 4 (not including Visions funding)

For a breakdown of expenditure categories, click [here](#).

List below any expenditure that will be paid for with funds other than the Visions grant:

Other Expenditure Item	Other Expenditure Category	Amount
		\$

Visions Application

Form Preview

		Must be a dollar amount.

Expenditure Year 4: Other Total

\$

This number/amount is calculated.

Year 4 Balance

\$

This section calculates your income minus your expenditure to ensure your budget balances. If your budget balances the result in the calculated field will be ZERO. You will not be able to submit your application if your budget does not balance.

Summary

* indicates a required field

Budget Summary

Total Amount Requested

*

\$

This amount is calculated automatically from the Visions grant request.

Total Project Value *

\$

This amount is calculated automatically from the total project income, including the Visions grant.

What is the percentage of requested grant funding?

This percentage is calculated automatically.

Supporting Documentation

* indicates a required field

You can provide additional supporting information by uploading documents to this application or providing links to web based material. Please remember that images of the proposed exhibition material are key to assessing your application.

Assessors will consider up to 10 pages of additional information so include only information directly relevant to your application.

- URL links are the preferred method for submitting images or videos. You may provide links under **Links to Other Support Material**.

Visions Application

Form Preview

Uploads

Quotes for all expenditure over \$10,000

Attach a file:

All quotes must be submitted as a single document. Please name and submit your file with the title 'Expenditure Quotes'.

Venue Forms - Touring Applications *

Attach a file:

Venue Forms must be submitted as a single document. Please name and submit your file with the title 'Venue EOI/Confirmation Forms'. Electronic signatures are accepted. If you are unable to provide a signed copy of the Venue Form due to COVID-19 restrictions, a confirmation email from the venue is to be uploaded with the completed Venue Form.

Venue Forms - Development Applications

Attach a file:

Venue Forms must be submitted as a single document. Please name and submit your file with the title 'Venue EOI/Confirmation Forms'. Electronic signatures are accepted. If you are unable to provide a signed copy of the Venue Form due to COVID-19 restrictions, a confirmation email from the venue is to be uploaded with the completed Venue Form.

The [Venue Form template is available here.](#)

Sample Exhibition Content

Attach a file:

Please name and submit your file with the title 'Sample Exhibition Content'. Links to content can also be provided below.

Press clippings relating to the proposed cultural material

Attach a file:

Press Clippings can also be provided by URL links below. If uploaded, there is a maximum three pages as one document. Please name and submit your file with the title 'Press Clippings'

If you are being auspiced, please attach your confirmation form here.

Name and submit your form with the title 'Auspice Confirmation Form'.

*

Attach a file:

Visions Application

Form Preview

Links to Other Support Material

You may wish to provide links to other supporting documentation. Examples of supporting documentation include, website, media coverage, an education kit, a video or images. Either provide links or social media handles.

Select the **Add More** button to add extra rows.

Provide links or social media handles here:	Brief Description
---	-------------------

--	--

Certification

* indicates a required field

I the Applicant am authorised by my group/organisation to complete this application and certify that: *

- I acknowledge that the Department of Infrastructure, Transport, Regional Development and Communications may refer this application to external assessors or other government departments for assessment, reporting, advice or comment.
- I acknowledge that contact details provided in this application may be disclosed to the Minister and other Members of Parliament.
- To the best of my knowledge the statements made in this application are true.
- If my application is approved, I will be required to accept the terms of the grant agreement.
- If successful, I will only spend the grant funds in accordance with the approved budget.
- If successful, I will undertake the project as described in this application.
- I acknowledge that I cannot change the approved project or budget without prior approval and I will notify the Department of Infrastructure, Transport, Regional Development and Communications as early as possible to seek approval for a variation if required.
- If successful, we have the ability to comply with the Privacy Act 1988 (including the Australian Privacy Principles) and will impose the same privacy obligations on any subcontractors engaged to assist with this project.
- I acknowledge that I must ask for the Australian Government's consent in writing before disclosing confidential information.
- If successful, I will provide reports to the Department of Infrastructure, Transport, Regional Development and Communications in accordance with the requirements of the grant agreement.

All of the criteria above must be selected/confirmed for you to be able to submit this form.

Date of Certification: *

Must be a date